



28 Allington Way, Chippenham, SN14 0JU

£199,950

A recently refurbished one bedroom terrace bungalow situated on the Western outskirts of Chippenham, in close proximity to Lidl Supermarket. The property features a newly fitted kitchen and new carpets. Accommodation comprises: - Hallway, Living Room, Modern Fitted Kitchen, Bathroom. To the rear of the property there is an enclosed garden with lawn and rear gated access. The property benefits from double glazing and electric heating. NO ONWARD CHAIN.

Entrance Hallway

Front door leads into hallway, panel radiator, built in cupboard, access to loft.

Living Room 13'10" max x 9'11" (4.22m max x 3.02m)



Double glazed window, panel radiator.

Modern Fitted Kitchen 14'02 x 6'10" (4.32m x 2.08m)



Modern Fitted kitchen with double glazed window to rear and door to garden, laminated work tops with a range of cupboards and drawers under and over, inset sink unit, inset electric hob with cooker hood and fitted electric oven, space for washing machine, space for fridge/freezer.

Bedroom 10'09 x 8'11" (3.28m x 2.72m)



Double glazed window, panel radiator, built in cupboard with hot water tank.

Bathroom



Double glazed window, panelled bath with over bath shower, hand basin with cupboards under, W.C, hand basin.

Outside

Rear



To the rear there is an enclosed garden laid mainly to lawn with gated access.

Front

To the front there is a further area of garden laid to lawn.

Tenure

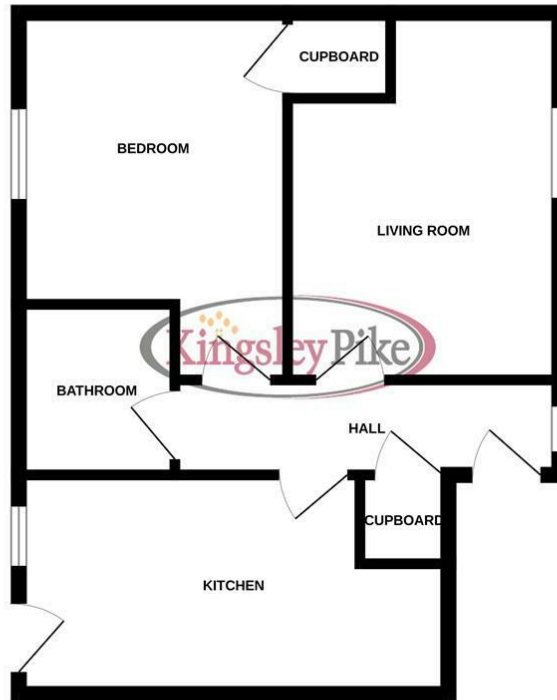
GOV.UK advise Freehold. There is a estate management charge of £148.86

Council Tax Band

TBC

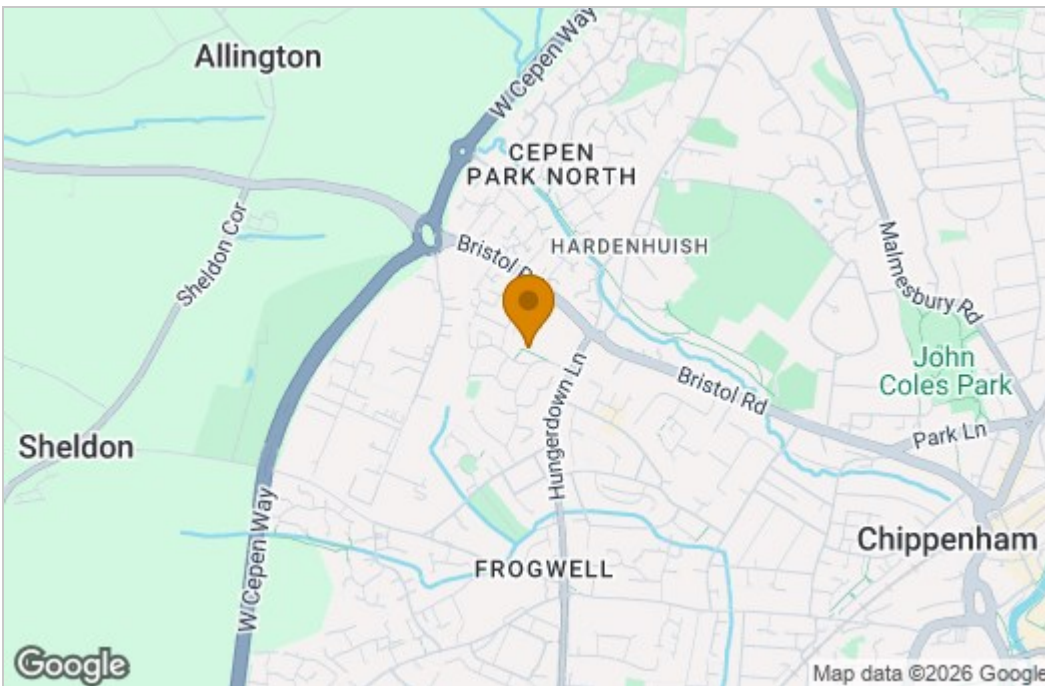
Floor Plan

GROUND FLOOR

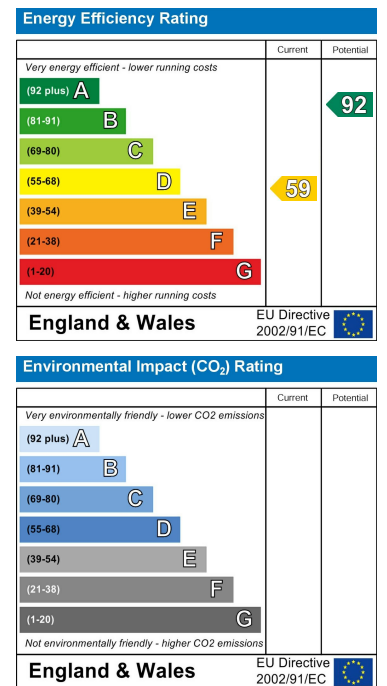


Whilst every attempt has been made to ensure the accuracy of the floorplan contained herein, measurements of doors, windows, rooms and any other items are approximate and no responsibility is taken for any error, omission or mis-statement. This plan is for illustrative purposes only and should be used as such by any prospective purchaser. The services, systems and appliances shown have not been tested and no guarantee as to their operability or efficiency can be given. Made with MetroIQ ©2024.

Area Map



Energy Efficiency Graph



These particulars, whilst believed to be accurate are set out as a general outline only for guidance and do not constitute any part of an offer or contract. Intending purchasers should not rely on them as statements of representation of fact, but must satisfy themselves by inspection or otherwise as to their accuracy. No person in this firm's employment has the authority to make or give any representation or warranty in respect of the property.

63 New Road, Chippenham, Wiltshire, SN15 1ES
 Tel: 01249 464844 Email: sales@kingsleypike.co.uk <https://www.kingsleypike.co.uk>